



This Score Report Was Prepared for **Elana Naide**

This Was Test: **SAT 2**

Date Taken:

06/06/2020

Total SAT Score

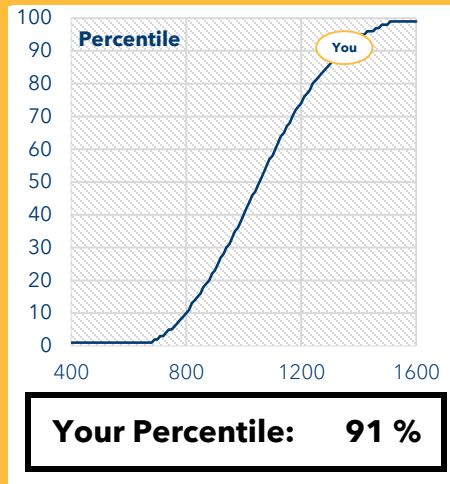
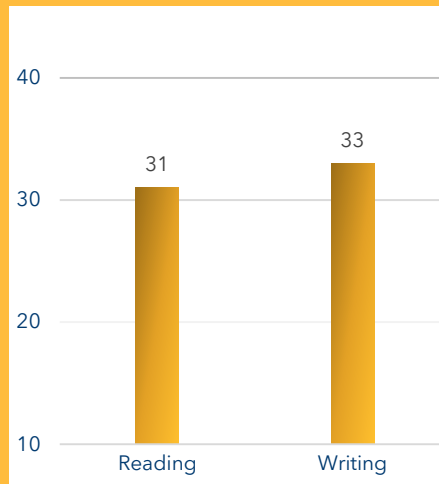
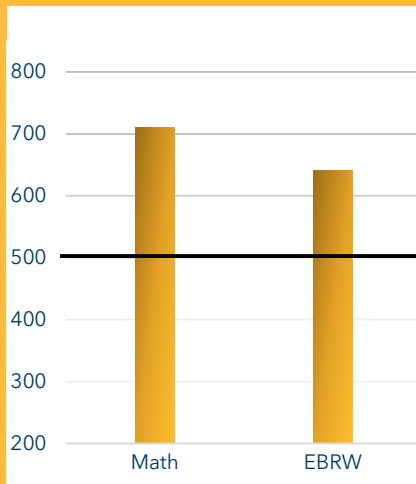
1350 out of 1600

Math Score

710 out of 800

English Based Reading and Writing Score

640 out of 800



Subscores*

Score Emerging Average Mastery

Brief Description

	Score	Emerging	Average	Mastery	Brief Description
Reading and Writing	Expression of Ideas	13			This subscore is based on questions from the Writing and Language Test that focus on topic development, organization, and rhetorically effective use of language.
	English Conventions	10			This subscore is based on questions from the Writing and Language Test that focus on sentence structure, usage, and punctuation.
	Command of Evidence	13			This subscore is based on questions from both the Reading Test and the Writing and Language Test that ask you to interpret and use evidence found in a wide range of passages and informational graphics, such as graphs, tables, and charts.
	Words in Context	12			This subscore is based on questions from both the Reading Test and the Writing and Language Test that address word/phrase meaning in context and rhetorical word choice.
Mathematics	Heart of Algebra	13			This subscore is based on questions from the Math Test that focus on linear equations and inequalities.
	Passport to Advanced Math	14			This subscore is based on questions that focus on topics necessary to progress to more advanced mathematics, such as understanding the structure of expressions, reasoning with more complex equations, and interpreting and building functions.
	Problem Solving & Data Analysis	12			This subscore is based on questions from the Math Test that focus on quantitative reasoning, the interpretation and synthesis of data, and solving problems in rich and varied contexts.

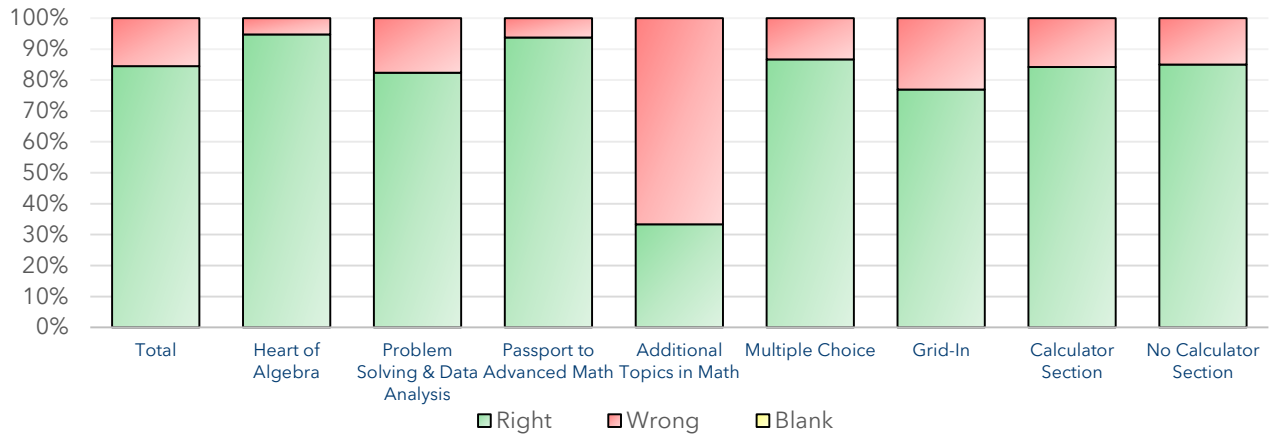
The black band above represents where your score falls on a scale of 1 - 15.

This Score Report Was Prepared for **Elana Naide**

Math Score


710 out of 1600

Math Section Breakdown



Breakdown by Difficulty

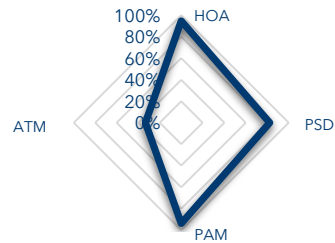
The graphic below shows the percent of math questions correct for each difficulty level on this test.



	Right	Wrong	Blank	
Easier Questions	Calculator	5	0	0
	No Calculator	5	0	0
	TOTAL	10	0	0
Medium Questions	Calculator	13	1	0
	No Calculator	6	0	0
	TOTAL	19	1	0
Harder Questions	Calculator	14	5	0
	No Calculator	6	3	0
	TOTAL	20	8	0

Subscore Recap

The graphic below shows your relative strengths on the math subscores. The closer a vertex is to the edge, the stronger your performance on this test.



	Right	Wrong	Blank	
Heart of Algebra (HOA)	Calculator	11	0	0
	No Calculator	7	1	0
	TOTAL	18	1	0
Passport to Advanced Math (PAM)	Calculator	6	1	0
	No Calculator	9	0	0
	TOTAL	15	1	0
Problem Solving & Data Analysis (PSD)	Calculator	14	3	0
	No Calculator	None on This Section		
	TOTAL	14	3	0
Additional Topics in Math (ATM)	Calculator	1	2	0
	No Calculator	1	2	0
	TOTAL	2	4	0

This Score Report Was Prepared for **Elana Naide**

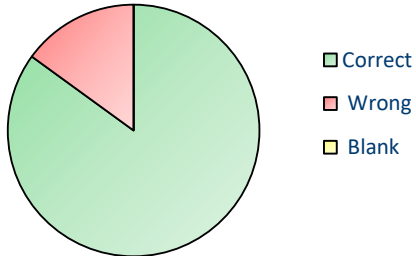
Math Score

710 out of 800

Breakdown by Section

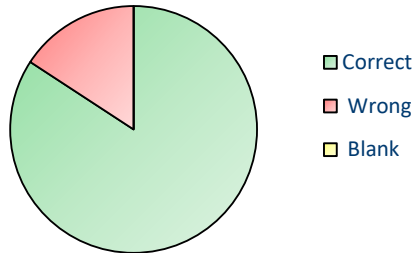
The graphics below show the percent of math questions correct for each difficulty level on this test.

No Calculator Section



	Right	Wrong	Blank
No Calculator Section	17	3	0

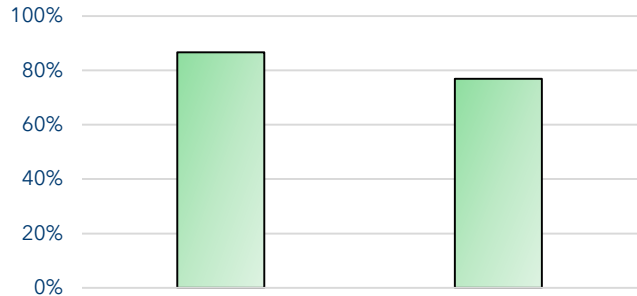
Calculator Section



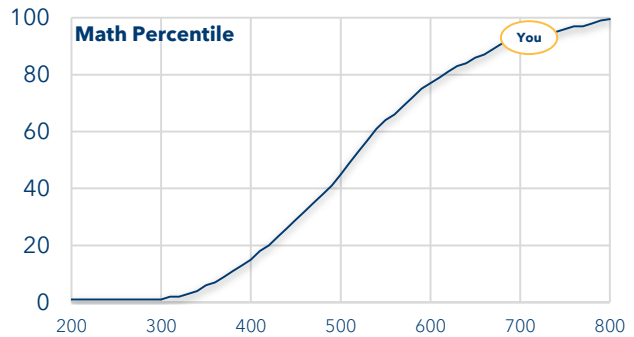
	Right	Wrong	Blank
Calculator Section	32	6	0

Breakdown by Question Type

The graphic below shows your relative strengths on the math subscores. The closer a vertex is to the edge, the stronger your performance on this test.



	Right	Wrong	Blank
Multiple Choice	39	6	0
Grid-In	10	3	0



Breakdown by Frequency

Most Frequent		Frequent		Moderately Frequent		Least Frequent	
	%-Right		%-Right		%-Right		%-Right
Translation	100%	Rates and Ratios	100%	Exponent & Exponential	100%	Study Design & Lines of Best Fit	0%
Equations of a Line	100%	Operations with Polynomials	100%	Geometry	50%	(Non)Linear Modeling	50%
Solving Linear Quantities	100%	Visual Information & Scatterplots	100%	Statistics	100%	Trigonometry	
Percent and Probability	80%	Linear Systems	50%	Radicals & Rational Functions	100%	Equations of a Circle	0%
Quadratics Quadratic Systems	67%	Functions	100%	Parts of a Linear Model	50%	Complex Numbers	0%
				Literal Equations	100%		

NOTE: The topics in Most Frequent and Frequent make up around 70% of the test.

Pink represents less than 50% correct



This Score Report Was Prepared for Elana Naide

Math Score

710 out of 800

Breakdown by Topic

HEART OF ALGEBRA

	Right	Wrong	Blank
Translation	7	0	0
No Calculator	1	0	0
Calculator	6	0	0
Solving Linear Quantities	4	0	0
No Calculator	2	0	0
Calculator	2	0	0
Equations of a Line	4	0	0
No Calculator	2	0	0
Calculator	2	0	0
Parts of a Linear Model	2	0	0
No Calculator	1	0	0
Calculator	1	0	0
Linear Systems	1	1	0
No Calculator	1	1	0
Calculator			

NOTE: Topics in bold represent the total number of questions right, wrong, and blank for that topic on both the calculator and no calculator section.

PASSPORT TO ADVANCED MATH

	Right	Wrong	Blank
Literal Equations	2	0	0
No Calculator	1	0	0
Calculator	1	0	0
Operations with Polynomials	2	0	0
No Calculator	2	0	0
Calculator			
Exponents and Exponentials	2	0	0
No Calculator	2	0	0
Calculator			
Quadratics and Quadratic Systems	2	1	0
No Calculator	1	0	0
Calculator	1	1	0
Radical and Rational Functions	3	0	0
No Calculator	2	0	0
Calculator	1	0	0
Functions	4	0	0
No Calculator	1	0	0
Calculator	3	0	0

PROBLEM SOLVING AND DATA ANALYSIS

	Right	Wrong	Blank
Visual Information and Scatterplots	3	0	0
Percent and Probability	4	1	0
Rates and Ratios	4	0	0
Study Design and Lines of Best Fit	0	1	0
Linear and Nonlinear Modeling	1	1	0
Statistics	2	0	0

NOTE: Problem Solving and Data Analysis questions only appear on the calculator portion of the test.

ADDITIONAL TOPICS IN MATH

	Right	Wrong	Blank
Geometry	2	2	0
Equations of a Circle	0	1	0
Trigonometry			
Complex Numbers	0	1	0

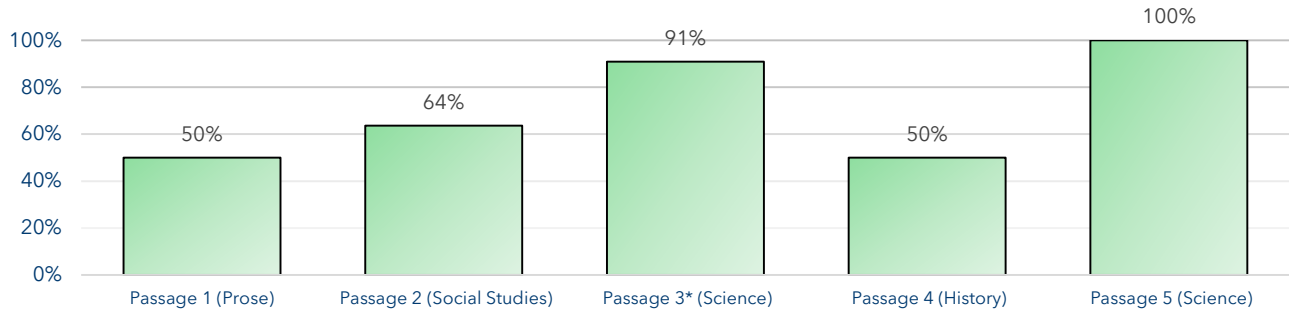
This Score Report Was Prepared for **Elana Naide**

Reading Score

31 out of 40

Time Analysis

The graphic below shows the percent correct for each passage on the Reading section.

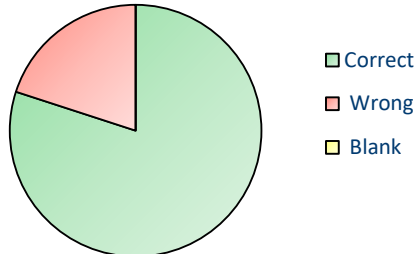


*On this test, Passage 3 was a dual passage.

Breakdown by Subscore

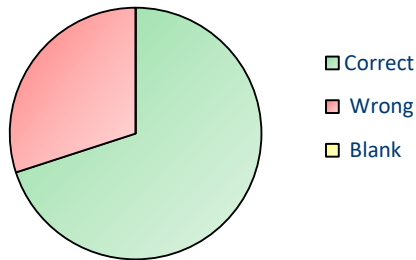
The graphics below show the percent of reading questions correct for each subscore on this test.

Command of Evidence



	Right	Wrong	Blank
Command of Evidence	8	2	0

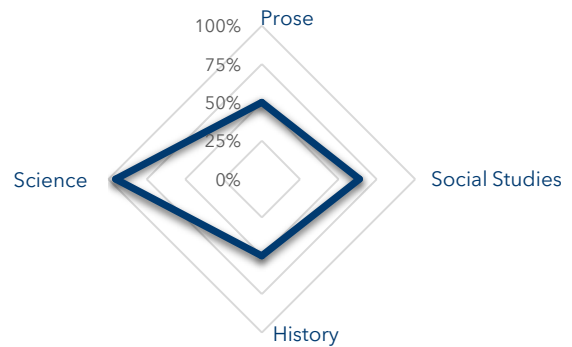
Words in Context



	Right	Wrong	Blank
Words in Context	7	3	0

Breakdown by Genre

The graphic below shows your relative strengths on the Reading passage genres. The closer a vertex is to the edge, the stronger your performance on this test.
















	Right	Wrong	Blank
Prose	5	5	0
Social Studies	7	4	0
History	5	5	0
Science	20	1	0

This Score Report Was Prepared for **Elana Naide**

Reading Score


31 out of 40

Breakdown by Topic

		Right	Wrong	Blank	Percent Correct in Green, Wrong in Red, Blank in Yellow
Information and Ideas	Finding Details	7	5	0	
	Support	7	3	0	
	Vocab in Context	5	2	0	
	Finding Central Ideas	1	1	0	
	Understanding Relationships	2	0	0	
Rhetoric	Summarizing	0	1	0	
	Analyzing text structure	2	1	0	
	Analyzing point of view				
	Analyzing purpose	3	1	0	
	Analyzing arguments				
Synthesis	Analyzing word choice	2	0	0	
	Multiple Texts	3	0	0	
	Understanding Visuals	5	1	0	

Difficulty Analysis

The graphic below shows the percent of reading questions correct for each difficulty level on this test.



	Right	Wrong	Blank
Easier Questions	9	2	0
Medium Questions	21	5	0
Harder Questions	7	8	0

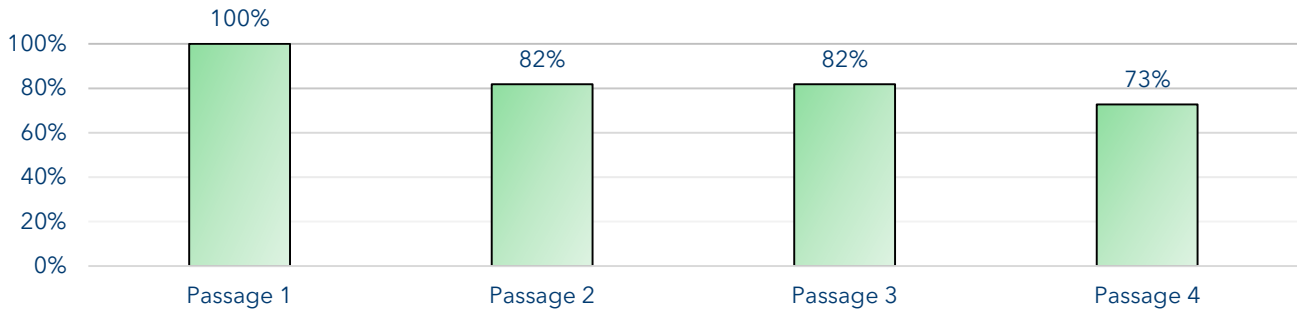
This Score Report Was Prepared for **Elana Naide**

Writing Score

33 out of 40

Time Analysis

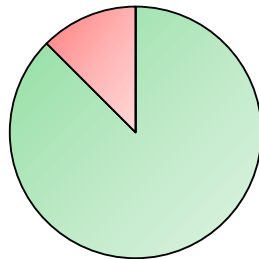
The graphic below shows the percent correct for each passage on the Reading section.



Breakdown by Subscore

The graphics below show the percent of writing questions correct for each subscore on this test.

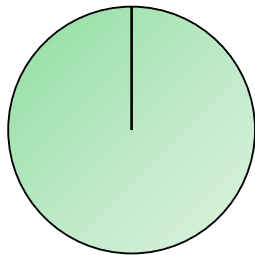
Command of Evidence



Correct
 Wrong
 Blank

	Right	Wrong	Blank
Command of Evidence	7	1	0

Words in Context




Correct
 Wrong
 Blank

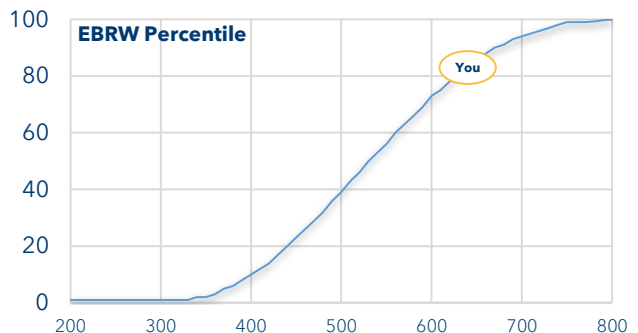
	Right	Wrong	Blank
Words in Context	8	0	0

Breakdown by Difficulty

The graphic below shows the percent of writing questions correct for each difficulty level on this test.



	Right	Wrong	Blank
Easier Questions	5	0	0
Medium Questions	23	3	0
Harder Questions	9	4	0

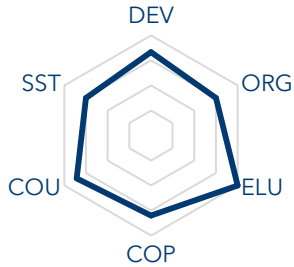


This Score Report Was Prepared for **Elana Naide**

Writing Score






















33 out of 40

Breakdown by Topic



The graphic to the left shows your relative strengths on the main topics on the Writing section.

The closer a vertex is to the edge, the stronger your performance on this test.

	Right	Wrong	Blank	
Development (DEV)	5	1	0	
Support and Focus	4	1	0	
Understanding Visuals	1	0	0	
Organization (ORG)	6	2	0	
Logical Sequence	1	2	0	
Intros, Conclusions, & Transitions	5	0	0	
Effective Language Use (ELU)	10	0	0	
Style and Tone	5	0	0	
Concision	2	0	0	
Precision	3	0	0	
Conventions of Punctuation (COP)	4	1	0	
Comma Rules	3	1	0	
Non-Comma Punctuation	1	0	0	
Apostrophes	0	0	0	
Conventions of Usage (COU)	6	1	0	
Pronouns	2	0	0	
Agreement	1	0	0	
Idioms & Commonly Confused Words	3	1	0	
Sentence Structure (SST)	6	2	0	
Sentence Formation	4	1	0	
Inappropriate Shifts	2	1	0	



This Score Report Was Prepared for Elana Naide

1350 out of 1600

Math Score
710 out of 800

English Based Reading and Writing Score
640 out of 800

Reading Section – Section 1

Passage 1			Passage 2			Passage 3			Passage 4			Passage 5		
Q	C	Y	Q	C	Y	Q	C	Y	Q	C	Y	Q	C	Y
1	A	D	11	D	A	22	C	C	33	B	A	43	C	C
2	B	B	12	D	D	23	A	A	34	A	A	44	B	B
3	C	B	13	A	A	24	B	B	35	D	C	45	D	D
4	A	A	14	B	B	25	C	C	36	B	C	46	C	C
5	D	D	15	C	C	26	B	B	37	B	C	47	A	A
6	B	D	16	A	C	27	D	D	38	D	C	48	B	B
7	D	C	17	C	A	28	D	B	39	C	C	49	D	D
8	D	D	18	C	C	29	D	D	40	A	A	50	D	D
9	B	C	19	A	A	30	B	B	41	B	B	51	D	D
10	D	D	20	B	B	31	C	C	42	D	D	52	A	A
			21	C	A	32	B	B						

Writing Section – Section 2

Passage 1			Passage 2			Passage 3			Passage 4		
Q	C	Y	Q	C	Y	Q	C	Y	Q	C	Y
1	B	B	12	B	B	23	A	A	34	D	B
2	B	B	13	D	D	24	B	B	35	A	A
3	A	A	14	C	C	25	B	B	36	D	D
4	A	A	15	C	C	26	A	A	37	A	C
5	D	D	16	C	D	27	D	D	38	B	B
6	D	D	17	B	B	28	A	A	39	C	C
7	B	B	18	B	B	29	C	C	40	D	D
8	D	D	19	A	A	30	C	C	41	D	D
9	B	B	20	D	A	31	D	C	42	C	D
10	B	B	21	D	D	32	B	B	43	C	C
11	C	C	22	B	B	33	D	B	44	D	D

Math Sections

No Calculator

Q	C	Y
1	C	C
2	B	B
3	A	A
4	A	A
5	C	C
6	D	D
7	A	A
8	C	C
9	B	B
10	C	C
11	C	D
12	B	B
13	D	D
14	A	A
15	D	D

Student Response

Q	C	Y
16	3,6,9	6
17	19	19
18	12	12
19	6	5
20	0.25	14

Calculator

Q	C	Y
1	C	C
2	B	B
3	A	A
4	C	C
5	C	C
6	B	B
7	D	D
8	D	D
9	A	A
10	B	B
11	B	B
12	D	D
13	D	A
14	C	C
15	A	A
16	B	B
17	C	C
18	C	C
19	B	B
20	C	A

Q	C	Y
21	D	D
22	B	B
23	A	A
24	A	C
25	A	A
26	D	D
27	D	D
28	B	B
29	B	C
30	A	C

Student Response

Q	C	Y
31	14	14
32	7	7
33	11	11
34	105	105
35	15	15
36	32	32
37	3284	3284
38	7500	3360

NOTE: Any equivalent answer is correct on grid-in sections; e.g. 8/10 = 4/5 = 0.8

Using Your Answer Key

Q: Question Number

C: The Correct Answer

Y: Your Answer (Blank = Omitted Response)

Answers marked in red were either incorrect or omitted.

Reported Information

Are you currently taking or do you plan to take an AP/IB course/exam?

Yes

Do you plan to apply to college Early Action/Early Decision?

Yes